

## Stage One Colourful Semantics: Subject Verb Sentences

### What is Colourful Semantics?

Colourful semantics is a visual support to help your child build longer sentences and to encourage them to use the key parts of the sentence in the correct order.

**AIM:** To use two key word sentences, subject verb object e.g. the boy (subject) is drinking (verb), to describe a picture. (resources at the end of this document)



**Fred is crying**  
**Olivia is singing**

#### 1. WHO (Orange)

- Introduce the orange WHO card.
- Look at action pictures with the child and ask them WHO is in the picture while showing them the card.
- Hold up the WHO card while asking the question.
- 

#### 2. WHAT DOING (Yellow)

- Introduce the yellow WHAT DOING card.
- Look at the action pictures and ask 'what is the boy/girl/dog etc doing?' while showing the card.

#### 3. WHO + WHAT DOING

- Lay out the cards WHO first then WHAT DOING.
- Go through the action pictures and ask WHO is in this picture? (the boy) Pointing to the WHO card.
- And what are they doing? (kicking) Pointing to the WHAT DOING card.
- Then model back to them while pointing to each part, e.g. "well done, the boy is kicking".

## Activity Ideas:

- **Photos/videos:** Take photos/videos of the class completing different actions and activities, look at these together and talk about what is happening e.g. 'x is reading', 'x is running' etc.
- **Small world play:** Use your child's favourite toys/characters and objects from around the classroom. Take it in turns to make them do different actions with the objects and talk about what they are doing e.g. 'the teddy is reading', 'spiderman is climbing'.
- **Verb Video:** Make a short video of the child or a character acting out an action. This can then be played back and described and/or modelled again.
- **I got it wrong:** Act out the incorrect use of a verb on purpose so your child can point it out e.g. 'dolly is eating the table. Dolly cant eat the table'
- **Reading:** Look at pictures in books and discuss what the characters in the pictures are doing.
- **Role play/Simon Says:** Take it in turns with your child to act out an action (you may want to use a prop) for the other person to guess e.g. 'What's x doing?' 'x is eating a banana'.
- **Everyday:** Throughout the day, model these type of sentences and encourage your child to talk about what their peers and adults in the classroom are doing e.g. 'What's x doing?'.
- **Link it to places:** Go to a place that you use a verb and model the word repeatedly e.g. 'climbing on the climbing frame, climbing on the hill, climbing on the ladder'.
- **Lanyard/Keyring:** Have the colour coded question words on a lanyard or keyring so that these can be shown to the child across the day. For example, if asking the child a Who question, show them the orange Who question to cue them into the question and the type of answer required.
- **Sentence Strip:** Use the Colourful Semantics sentence strips to support the child to structure spoken and written sentences across the day. For example, have these as a visual on their table or somewhere in the classroom to support their understanding of word order and sentence structure.
- **Action of the day/week:** Place picture of a verb in an envelope and open it together to see what the word of the day/week is going to be, and then focus on this verb in different activities across the day/week.

## Top Tips for completing the activity:

- ✓ If your child misses out a key part of their sentence, you can prompt them with the coloured strip to encourage them to use a full sentence. If you are not able to print and cut out the strip attached to this programme, you can draw your own coloured strip onto paper/card/cerealbox/whiteboard.
- ✓ Your child may initially miss out small words in their sentences e.g. 'The', 'is'. When this happens model back the grammatically correct sentence e.g. Child: 'dog run', Adult: 'yes, the dog is running'.





who?



what doing?

--	--






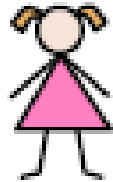
The man



The lady




The boy




The girl




The baby



The cat




The dog




The teacher




The postman



The fireman



The policeman




The doctor



is eating



is drinking



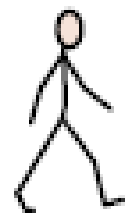
is playing



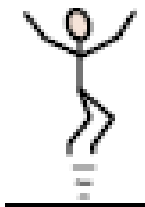
is skipping



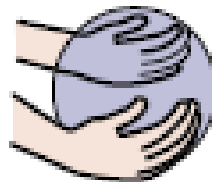
is climbing




is walking



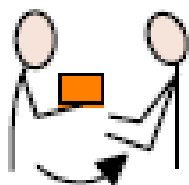
is jumping




is holding



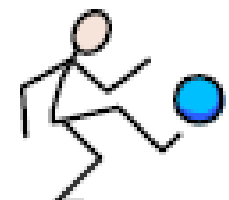
is throwing



is giving



is catching



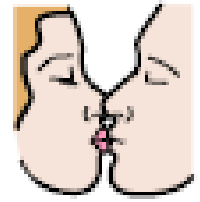
is kicking



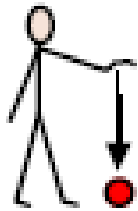
is digging



is carrying




is kissing




is dropping




is taking



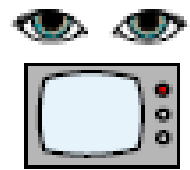
is running



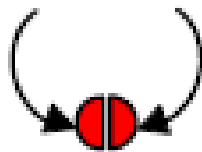
is reading



is lifting




is watching



is making



is watering



is cutting



is painting



is washing



is sleeping

