

## **6-part Narrative Intervention**

Keep the front board as your visual structure for the story- feel free to keep this as one sheet or cut it out into a storyline. Then cut out the remaining pictures and provide the child with a choice for each part of the story to lay onto the visual structure.

The adult should stop regularly to go through the story so far and help structure it. Ensure to model back sentences in the correct manner if the child's grammar or sentence structure is incorrect.

Extend the story by asking the child to include the following for each section:

**'who'** – adjectives to describe the character

**'where'** – adjectives to describe the place

**'what happened'** – include other characters, what did they say, what did they think

**'how did they feel'** – why did they feel this way, can they use more than one feeling

**'the end'** – what happened, what happened after that...

Once each part has been chosen and discussed, then encourage the child to re-tell the full story.

**For groups:** Have the children take turns to talk about the card they have chosen to build the story e.g. the child with 'who' might say 'the big scary giant with a green nose.....'. The story continues in this way with each child adding their part. Once the story is completed choose one child to re-tell the whole story. Then discuss the story with the group and ask them to each think of how the story could be different e.g. different endings, and whether they liked the story and why/why not.

### **Extension tasks:**

1) Once the child is confident with the visual structure, use it to encourage the child to re-tell an event that has happened to them recently e.g. what they did at the weekend or to re-tell a story they have been learning in class. You may also use it to include the child's interests; can they tell you what happens in their favourite book/film etc.

2) Use the writing template (at the end of this pack) and encourage your child to jot down some ideas for each part of their story and use the template to then support them to write a story.


# 6-part narrative intervention - story grid



When?



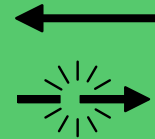
Who?




Where?



What



happened?



How did they feel?



The end...



# 6-part narrative intervention - when cards




Yesterday




One Day

1  

Once upon a time



At the weekend




In the morning



In the summer holidays


# 6-part narrative intervention - who cards



Princess



Pirate



Dinosaur



Monster



Superhero



Fairy


6-part narrative intervention - who cards



Superhero



Robber




Dragon



Witch




Ghost



Dog

# 6-part narrative intervention - where cards



Castle



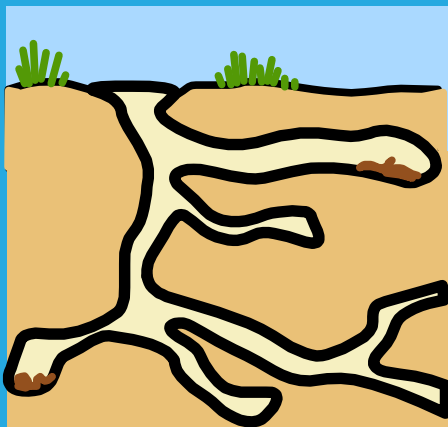
Prison




Island



Jungle




Underground




Restaurant

# 6-part narrative intervention - where cards



Farm




Beach




Space



Fairground



School




Underwater

# 6-part narrative intervention - what cards



Magic wand




Treasure



Ice-cream



Money




Spaceship



Car


# 6-part narrative intervention - what cards



Sweets




Disguise




Hot air balloon



Roller skates




Skateboard




Broomstick


# 6-part narrative intervention - feelings cards




happy




sad




angry



scared




surprised




excited


6-part narrative intervention - feeling cards




shocked




jealous



confused



disappointed



frustrated



worried

6-part narrative - written framework



When?

---

---

---



Who?

---

---

---




Where?

---

---

---




What happened?

---

---

---




Feel?

---

---

---



The end

---

---

---